



# FITZGERALD 25-26 SUCCESS TIPS

CENTER FOR GIFTED STUDIES



# Grade Level and Course

# MR. BUTLER

## HOW I USE CANVAS:

I use Canvas to post descriptions of all assignments, linked handouts and worksheets and PowerPoint lessons from every day. When students missed a school day, they can easily go back into the module for that day as see everything they are missing.

## HOW I USE FOCUS:

Focus is where students and parents can view their most recent grades, feedback on completed assignments and contact me to discuss questions or concerns.

## WHEN STUDENTS STRUGGLE:

Organization: They should refer to their daily notebook, where each's day's bell work, notes and activities are kept.

Motivation: I frequently allow students to complete work through their choice of type of assignments, making learning more engaging and personalized.

Comprehension: If you have having difficulty completing work, please see me so we can review it together, then, if extra time is needed I will gladly provide it.

## HOMEWORK + ASSESSMENTS:

Assessments are usually scheduled about twice per quarter and frequently rely on historical document analysis. Homework is infrequent. I usually give adequate time to complete assignments and handouts in class.

## CONTACT INFORMATION:



butlermich@pcsb.org



Message me on Focus messenger!

## MAKE UP WORK:

They can find everthing in Canvas under that day's module.

Students are given one day per day absent to make up missing assignments. If extra time is needed please come see me

# 8<sup>th</sup> Grade Pre-AP World History & Geo

## MR. FLOYD

### HOW I USE CANVAS:

Canvas has all our NHD resources, daily presentations by unit, and content summary submission links within each module.

Announcements are made with helpful instructions/reminders about upcoming events.

### HOW I USE FOCUS:

FOCUS is used to communicate with parents and has our grades throughout the quarter. All grades fall into three different categories: 40% is Daily Work, 30% is Projects, and 30% is Content Summaries.

### WHEN STUDENTS STRUGGLE:

**Organization:** Everything is kept in our journals and Canvas.

**Motivation:** Pre-AP World History is FUN! My class is a high school level class that will have an impact on their high school transcript/GPA. They are aware of the significance of this and understand what the expectations are. Daily lessons include things such as debates, competitions, or collaborative activities to engage students and keep them interested in learning about our world.

**Comprehension:** All lessons are online with step-by-step guides for assignments


**Absences:** Talk to Mr. Floyd about make-ups

### HOMEWORK + ASSESSMENTS:

I do not give homework because the expectation is that students are using time outside of the classroom to work on their NHD projects or are involved in extracurricular activities.

### CONTACT INFORMATION:

 floyddy@pcsb.org

 Message me on Focus messenger!

### MAKE UP WORK:

Without an excused absence, students lose 10% for each day that an assignment is missing. After 5 days, students have until the last week of the quarter to turn in any missing work for 50% credit.

# Grade Level and Course

# MS. HASETA

## HOW I USE CANVAS:

Canvas has all the classroom resources. In modules, each week is separated with all the classwork and homework. Digital assignments will be submitted in Focus. Homepage has easy-access buttons.

## HOW I USE FOCUS:

Focus is where all assignments are graded. Please do not go to Canvas for class grade. Focus will have rubrics for assignments.

## WHEN STUDENTS STRUGGLE:

**Organization:** Civics will have a binder that all Civics supplies and papers should be kept in. It is important to keep civics assignments organized. There is a teacher binder in the classroom for student reference.

**Motivation:** Each month our class will have a class expectation leader. The class expectation leader is a scholar who keeps with the classwork and helps to create a positive classroom environment. In addition, all standards in Civics will be revisited so scholars can grow in all their standards. Lastly, Civics has a wide-range of topics so each scholar should find a topic that they are interested in.

**Comprehension:** In Canvas, there are pages that have extra resources for extra support. Please encourage scholars to visit these pages often. In addition, please encourage scholars to ask for help when they need it.


**Absences:** We will be moving quickly in Civics. If a scholar is absent, please have them check the agenda slides in Canvas (click on homepage button) to see the classwork for the day.

## HOMEWORK + ASSESSMENTS:

Homework will be assigned from Monday to Friday. There will be different homework assignments depending on district assessments or curriculum needs.

## CONTACT INFORMATION:

 [hasetaa@pcsb.org](mailto:hasetaa@pcsb.org)

 Message me on Focus messenger!

## MAKE UP WORK:

Civics has a EOC (end-of-course) in May. This assessment will count for 30% of a scholar's final Civics grade; because of this, late assignments need to be kept to a minimum. For the 1<sup>st</sup> semester, there are three late assignments allowed. All late work will have a 25% deduction. Make up will allow for as many days as absent.

# 7<sup>th</sup> and 8<sup>th</sup> Grade Science

# MS. HINKINS

## HOW I USE CANVAS:

Notes and all resources needed to understand the standards for the SSA are provided on Canvas.

All assignments are in the student's notebooks so they will not be posted in Canvas.

## HOW I USE FOCUS:

Focus is used for grades and communication.

Assignments will have a copy of it posted in Focus if able to be printed at home located in Resources in the individual assignment.

## WHEN STUDENTS STRUGGLE:

**Organization:** Check teacher created interactive notebook for student's class

**Motivation:** Create short-term goals for student to reach for to accomplish necessary tasks

**Comprehension:** Re-read directions/break into smaller sections and ask any clarifying questions

**Absences:** Study Hall on Mondays after school

## HOMEWORK + ASSESSMENTS:

Any homework assigned are going to be on Canvas and are related to the SSA exam.

Assessments will be on Thursdays at the end of the unit.

## CONTACT INFORMATION:

 [hinkinsc@pcsb.org](mailto:hinkinsc@pcsb.org)

 Message me on Focus messenger!

## MAKE UP WORK:

Absent students will find the handouts used in the "Were You Absent" file holder.

All classwork will be completed and kept in the student's interactive notebook. Assignments must be finished and submitted before the unit test date. Late work from that unit will not be accepted for credit once the test is given. This policy is designed to help students stay on track, stay organized, and be prepared for assessments - building the responsibility and time management skills needed for success in high school.

# Grade Level and Course

# MR. KAIN

## HOW I USE CANVAS:

I post all notes and practice sheets on canvas. Everything you need will be in the module section.

## HOW I USE FOCUS:

We have tests, quizzes, IXL, classwork, participation and notebook checks as our ways to earn our grades. If you have a 50% on one of these it means I did not complete the work.

## WHEN STUDENTS STRUGGLE:

**Organization:** We have a journal in which the front is our warm ups/work and the back is required notes

**Motivation:** Talk to me if you need help with motivation

**Comprehension:** Review for each unit is on Canvas


**Absences:** Talk to me if you were gone or if you know you will be gone.

## HOMEWORK + ASSESSMENTS:

Before each test there will be review sheets and notes to look through on canvas in order to practice.

## CONTACT INFORMATION:

 kainm@pcsb.org

 Message me on Focus messenger!

## MAKE UP WORK:

If you are absent/missing, talk to me when you come back and we will discuss how to make it up. For retakes, I offer test corrections with 50% back on each correct question.



# Grade Level and Course

# MRS. KELLY

## HOW I USE CANVAS:

- Important announcements such as quizzes and tests.
- Class notes (found in modules)
- Unit resources such as videos and study guides (found in modules)

## HOW I USE FOCUS:

Focus grades will be updated every weekend.

Assignment details can be found by opening an assignment.

If a student is absent for a quiz or test, I will leave it blank for one week, then enter a grade of 50% until it is taken.

## WHEN STUDENTS STRUGGLE:

Organization: Students should take notes daily in their notebooks. Graphic organizers should be glued or stapled into notebooks.

Struggling Students: Extended learning sessions will be held after school on Tuesdays and Thursdays.


## HOMEWORK + ASSESSMENTS:

Edia Assignments: Due every Saturday at 11:59 pm

Each Unit will consist of at least one quiz and a test at the end.

## CONTACT INFORMATION:

 [kellyju@pcsb.org](mailto:kellyju@pcsb.org)

 Message me on Focus messenger!

## MAKE UP WORK:

Canvas: notes, study guides

Printed Classwork can be found in the "while you were out folder"

## Grade Level and Course

# MS. MICALIZZI

### HOW I USE CANVAS:

- Stems quizzes
- Select district modules and assignments

### HOW I USE FOCUS:

Students and parents may access FOCUS to view current grades, assignments, due dates, details regarding assignments, necessary resources, and assignment submission. The class syllabus is also posted on FOCUS which provides detailed information.

### WHEN STUDENTS STRUGGLE:

Organization: planners, interactive notebooks

Motivation: PBIS points, drawings (seat numbered popsicle sticks), MICA CLAPS!

Comprehension: small-group, one-on-one, formative assessments, cycle evaluations

Absences: check FOCUS for assignments

### HOMEWORK + ASSESSMENTS:

Posted on class board

Announced at start of every class

Students record in planner

Stems lists posted on FOCUS with test date

### CONTACT INFORMATION:



micalizzil@pscb.org

### MAKE UP WORK:

Check FOCUS daily for all assignment info



Science 6<sup>th</sup> and 7<sup>th</sup>

# MS. PAYNE

## HOW I USE CANVAS:

- Class Syllabus
- Protocols and Rubrics
- presentations
- Class assignments
- Readings

Assignments and readings can be turned in through Canvas  
Notes are taken in interactive notebook

## HOW I USE FOCUS:

- Updates, announcements, and reminders through
- Assignment titles will have descriptions of the activity and the expectations
- Grades will include comments detailing what may have been missing or if the assignment is missing overall

## WHEN STUDENTS STRUGGLE:

Organization: Notebook stays in classroom bin, folder for homework, option to turn in online so papers are not lost

Motivation: PBIS points, free seating

Comprehension: small-group, one-on-one, formative assessments

Absences: Check in with me, will pull from interest period to help and get caught up


## HOMEWORK + ASSESSMENTS:

Assessments after each unit, midterm, and a final, reviews are posted 2-3 days before each test

Homework is rarely assigned. Most homework is classwork that students did not finish.

## CONTACT INFORMATION:

 [paynemad@pcsb.org](mailto:paynemad@pcsb.org)

 Message me on Focus messenger!

## MAKE UP WORK:

Late work or notes can be found on Canvas under the unit module.

Students receive one day extended for each day absent.

If absent due for longer period of time due to extenuating circumstances, a fair catch up plan can be made!

6<sup>th</sup> & 7<sup>th</sup> Grade Advanced Academics

# MRS. ROGERS

## HOW I USE CANVAS:

Daily lessons & assignments are posted in Canvas. Students submit assignments via teacher-selected options in Canvas. Classwork is posted in modules and modules are organized by week and broken down by each day. If students don't have a computer, work on paper can be completed and turn directly into me for credit.

## HOW I USE FOCUS:

Focus is where you can locate accurate grades and info on missing assignments. If an assignment is missing, I will put a "M" which is a zero and include a note for where the assignment can be found in Canvas and how long it is accepted for credit. I also use Focus to communicate when needed.

## WHEN STUDENTS STRUGGLE:

Organization: Encourage a system for keeping & turning in work.

Ex: separate folder for classes or one large folder/binder with space for each class

Motivation: Choose topics/activities when offered that are of interest to you!

Comprehension: Asking questions about learning/encourage conversation


Absences: Regularly check Canvas/Focus & communicate about upcoming absences

## HOMEWORK + ASSESSMENTS:

Homework and assessments are not part of this class since it is an elective. If a student needs to work on something outside of class, it is due to absences or not using class time wisely.

## CONTACT INFORMATION:

 rogersjo@pcsb.org

 Message me on Focus messenger!

## MAKE UP WORK:

Can be found in Canvas module for day(s) absent. Work will be accepted until the "available until" date of each assignment in Canvas.

ELA 7<sup>th</sup> & 8<sup>th</sup> Grade

# MR. ROGERS

## HOW I USE CANVAS:

Assignments that are not done on paper will be submitted to Canvas. Students can also reference Canvas (modules page) to view texts / directions that we use in class.

## HOW I USE FOCUS:

I use Focus mainly for grades. An assignment with a grade of zero means that the assignment is missing. NG means that I have not graded the assignment or it was not due yet.

## WHEN STUDENTS STRUGGLE:

Organization: Use your agenda, check Canvas for work you are missing

Motivation: Set goals, break assignments down into smaller pieces

Comprehension: Ask questions, share your progress in class to get feedback

Absences: Check Canvas and check with Mr. Rogers before or after your absence


## HOMEWORK + ASSESSMENTS:

Homework is usually only work that was not finished in class.

Students may need to read outside of class when we do novel units.

## CONTACT INFORMATION:

 rogerstyl@pcsb.org

 Message me on Focus messenger!

## MAKE UP WORK:

Most work is on Canvas. Sometimes, a paper copy may be obtained before if a student knows they will be absent.

Math 6A and Math 7A

# MRS. WILKINSON

## HOW I USE CANVAS:

- Canvas is where I store things that students might need.
- There is a "Math Toolbox" with reference sheets, calculators, and digital math tools.
- Under each Unit Module, I store the class slides, copies of worksheets, homework answers, helpful videos, sample exams, and links to digital assignments.

## HOW I USE FOCUS:

Focus is where I post and grade assignments. Click or hover on the name of the assignment to see details like where to find it and when it is due. All communication to/from me is through Focus.

## WHEN STUDENTS STRUGGLE:

Organization: Ask me for a two-pocket folder for assignments.

Motivation: Use class (or bus) time wisely so there isn't any additional work to do.


Comprehension: Watch the videos on Canvas and ask questions!


Absences: Ask to borrow my notes.

## HOMEWORK + ASSESSMENTS:

Homework is listed on my "Common Board" every day and on Focus within a day or two. Turn all homework in on paper to the green basket on my desk. One IXL skill per week is required; additional IXL skills are extra credit.

## CONTACT INFORMATION:

 wilkinsonem@pcsb.org

 Message me on Focus messenger!

## MAKE UP WORK:

Assignments are due the next day or as soon as the student is back in class. I allow assignments to be turned in late, but no later than the start of the next unit exam. (Focus will show a "0" grade in the interim.)